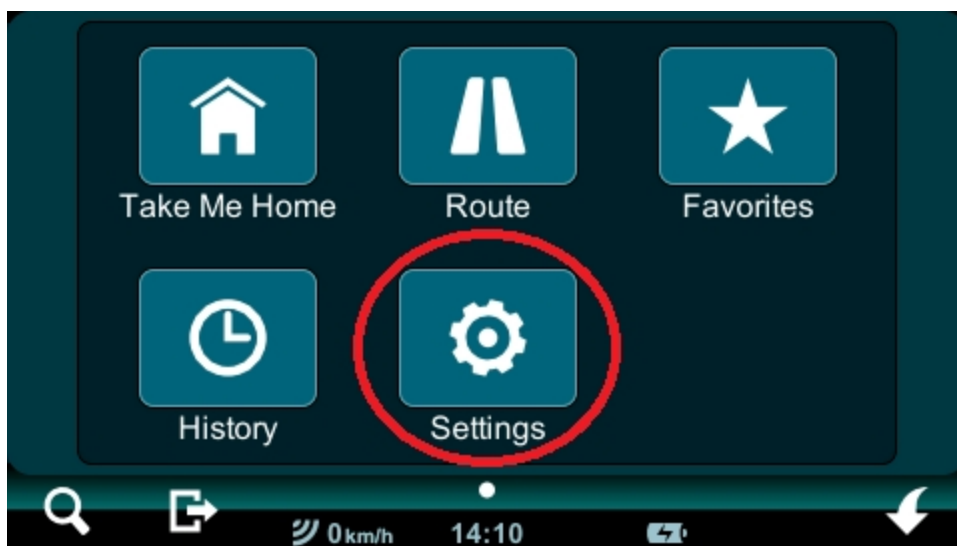


# Update Maps - Dont Panic

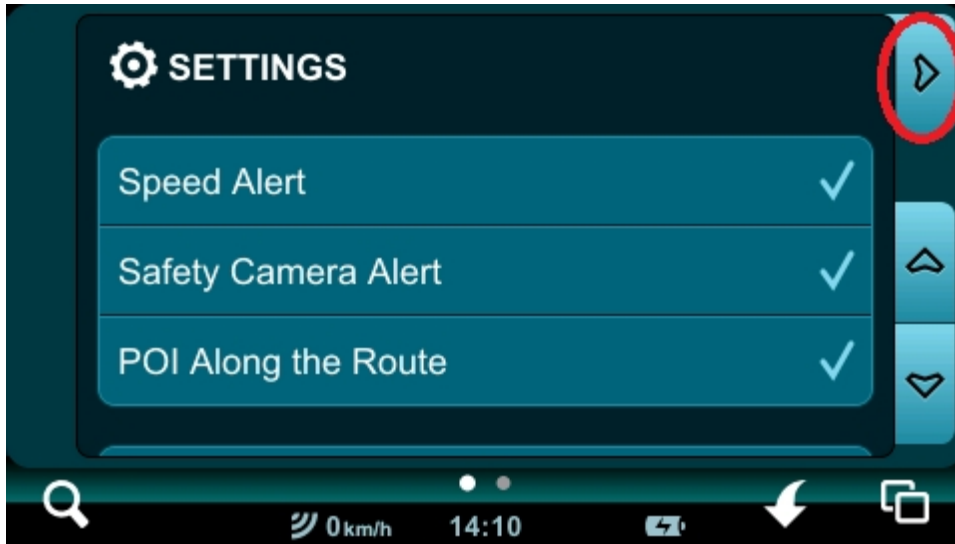
1. Start your device and turn on the navigation program.
2. Click on the "menu":



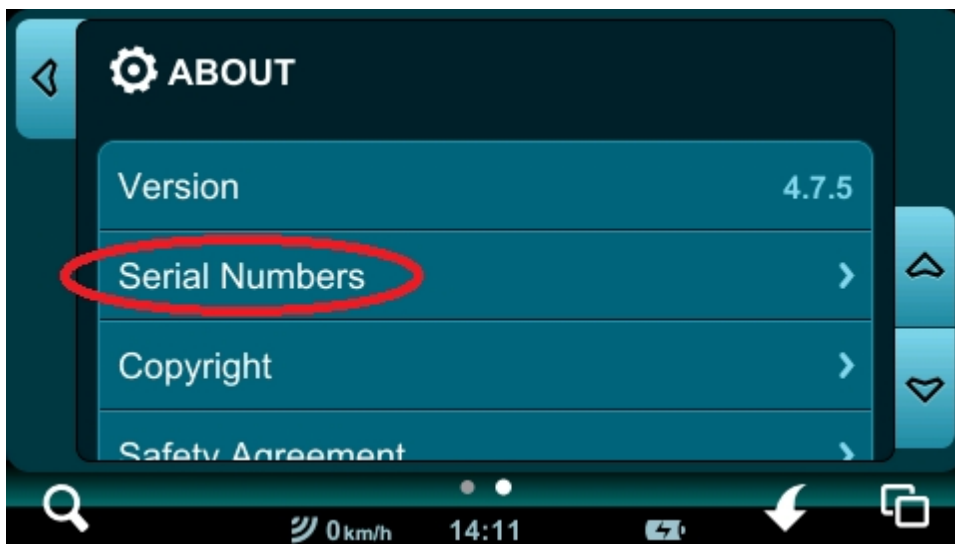
3. Next click on „Settings“:



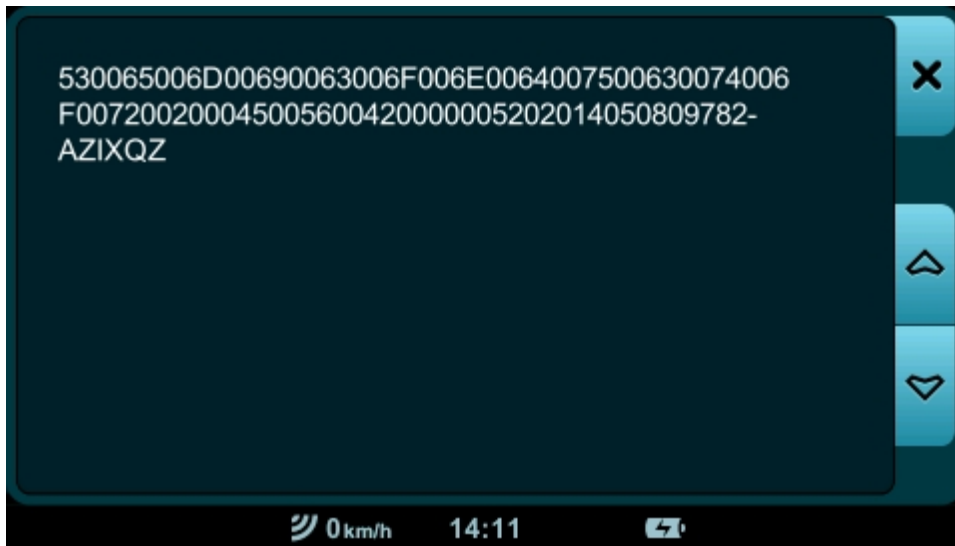
4. Move the arrow right to „About“:



5. Click „Serial Numbers“:



6. In the picture below is the serial number and pin:



7. You should enter on the page: <https://partners.mireo.hr/crm> and there enter in one sequence without interruption serial number and pin, which is "Device ID" as an example:

Enter your device ID

8. After you click "FIND UPDATES" appear updates or information that you have the latest available map. If is not update, make sure that the numbers are correctly prescribed from the device.

9. If the update is available download all the files:

Poland EM Cell (w/3D landmarks) + DON and 2DCM Poland EM released on 20.06.2014

[Download all licences for this update](#)

File	Version	Size	
Poland EM Cell 2013.09	1309.01	199.16 MB	<a href="#">download file</a>
3DLandmarks Poland EM 2013.12	1312.01	30.47 MB	<a href="#">download file</a>
2DCM Poland EM 2014.03	1403.01	36.81 MB	<a href="#">download file</a>
SC Poland EM 2014.03	1403.01	26.63 KB	<a href="#">download file</a>

10. Before starting the update, we recommend that you make a backup. Copy folder "MobileNavigator" from your device to your computer.
11. The first file "licences.zip" unwrap. There will be two files with extension MCP. File DontPanic.mcp copy to a directory MobileNavigator on our navigation. Replace the file that is located there. To copy files, connect your device to your computer via a USB cable in MASS STORAGE mode.
12. Before copying maps, and the rest of the license is recommended to delete the contents of the entire directory MAPS (in MobileNavigator directory)
13. The rest of the pre-packed MCP file should be copied to a directory MAPS (in MobileNavigator directory)
14. The following 4 files from the CPF extension, all the files copy to a MAPS directory (in MobileNavigator directory)
15. Disconnect the navigation from the computer and check if the navigation program starts correctly.